

Outdoor Lighting

QL Series QUARTZLITER®



APPLICATIONS

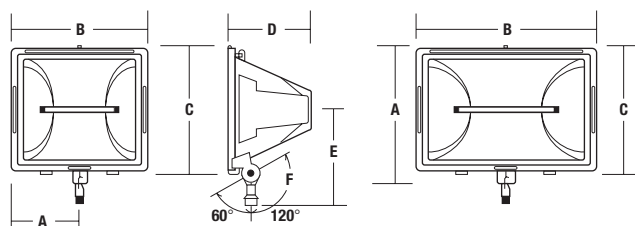
- Quartz luminaires provide high output, instant on "white light" with low initial investment. Best used for flood applications with short burning hours due to higher energy consumption. Excellent when coupled with motion sensor controls. Great for residential security lighting, temporary work lights or holiday display.

SPECIFICATIONS

- Full size, die cast aluminum housing with deep fins. Tool-free die cast aluminum lens/door assembly. Hinged at bottom for positive compression of silicone gasket. Large 1/2" universal swivel knuckle.
- 3-piece anodized reflector for wide, uniform beam. Units supplied less lamp. QL 505 (300-500 watt) 120 volt. QL 1505 (1000-1500 watt) lamps available for 1000W-240V; 1500W-208, 240, 277V.
- Available in gray or bronze powder paint finish.

LISTINGS

- UL 1598 listed and CSA certified for use in wet locations.  



ORDERING INFORMATION

ORDERING EXAMPLE

QL **15** **0** **5**
 Series Wattage Mounting Beam Spread
 1/2" Knuckle

	A	B	C	D	E	F
QL-505	4 ⁵ / ₁₆ "	8 ⁵ / ₈ "	8 ⁷ / ₈ "	5 ¹ / ₄ "	7"	2 ¹ / ₂ "
	109 mm	219 mm	225 mm	133 mm	179 mm	63 mm
QL-1505	11 ¹ / ₂ "	14"	8 ¹ / ₂ "			
	292 mm	355 mm	216 mm			

QL SERIES² - lamp not included

Catalog Number	Max. Watts	Housing Finish	NEMA Beam Spread		Weight		EPA	Effective Sq. Ft.	
			Type	H° x V°	lbs	kg		ft	m
QL-1505¹	1000/1500	Aluminum	Wide	6(115°) x 5(78°)	6	2.7	.9	.9	.08
QL-505	300/500	Aluminum	Wide	5(88°) x 5(82°)	4	1.8	.5	.5	.05
QL-505-BZ	300/500	Bronze	Wide	5(88°) x 5(82°)	4	1.8	.5	.5	.05

QL SERIES² - lamp included, shipped separately

Catalog Number	Max. Watts	Housing Finish	NEMA Beam Spread		Weight		EPA	Effective Sq. Ft.	
			Type	H° x V°	lbs	kg		ft	m
QL-1505-L15¹	1500W/240V	Aluminum	Wide	6(115°) x 5(78°)	5.1	2.3	.9	.9	.08
QL-505-L05	500W/120V	Aluminum	Wide	5(88°) x 5(82°)	3.5	1.6	.5	.5	.05

¹ Do not aim at ±10° from horizontal or higher.

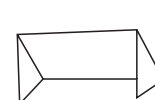
² Fixture voltage is controlled by lamp voltage rating.

NOTE: For operation above rated voltage, consult factory.

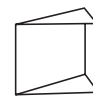
QL ACCESSORIES

(order as separate part #)

Catalog Number	Description	Weight lbs (kg)
QL-505 SERIES		
QL-5G	Wire Guard (2" square grid)	1 (0.5)
QL-VS	Top/Side Visor (one per)	.5 (0.2)
QL-1505 SERIES		
QL-15G	Wire Guard (2" square grid)	1.3 (0.6)
QL-15V	Top Visor	1.3 (0.6)
QL-VS	Side Visor (one per)	.5 (0.2)
QL-500/QL-1505 SERIES		
QL-TB	Crossarm Trunnion Box, half yoke with large wiring box for mounting to any flat surface, natural aluminum	.8 (0.4)
MIC-TB	Crossarm Trunnion Box, half yoke with large wiring box for mounting to any flat surface, bronze	.8 (0.4)
S-302	Pole-Top Slipfitter for 1/2" swivel knuckle, slipfits 2 3/8" O.D. pipe, gray finish	.8 (0.4)
S-302-M51	Pole-Top Slipfitter for 1/2" swivel knuckle, slipfits 2 3/8" O.D. pipe, bronze finish	.8 (0.4)



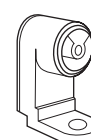
TOP VISOR



SIDE VISOR



S-302



QL-TB



GUARD