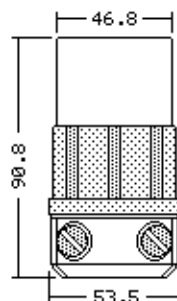
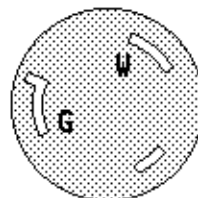
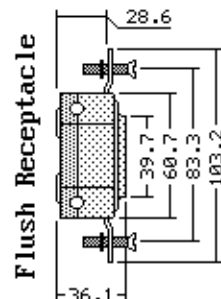


ANSI C73.78



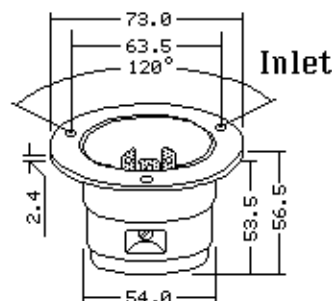
2633

Cord Clamp Range  
Plug & Connector  
9.8 - 21.8 mm**NEMA  
L7-30R**

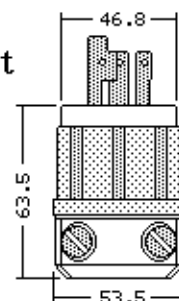
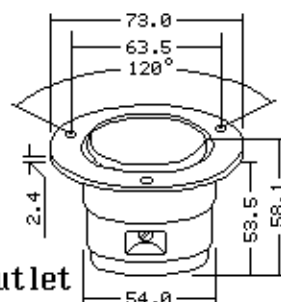
Flush Receptacle



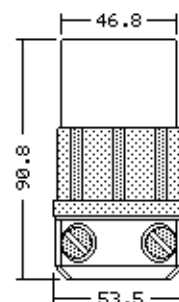
UL CSA

Dimensions  
= mm

Inlet

LOCKING  
INDUSTRIAL

Outlet



277V AC-30A, 2-Pole 3-Wire Ground

| Catalog Number | Beschreibung    | Description       | NEMA    | UPE/Pack |
|----------------|-----------------|-------------------|---------|----------|
| 2631■          | Stecker         | Plug              | L 7-30P | 30       |
| 2633■          | Kupplung        | Connector         | L 7-30R | 30       |
| 2636■          | Einbausteckdose | Flanged Outlet    | L 7-30R | 10       |
| 2635■          | Einbaustecker   | Flanged Inlet     | L 7-30P | 10       |
| 2630■          | Steckdose       | Flush Receptacle  | L 7-30R | 30       |
| 2630-IG        | -isolierte Erde | -Insulated Ground | L 7-30R | 30       |