
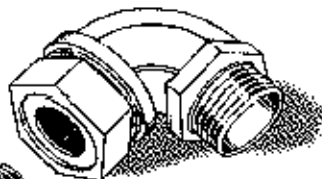




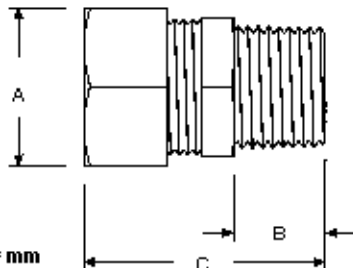
3702



3792



■ CSA



DIMENSIONS = mm

HUB SIZE	FORM SIZE	A	B	C
1/2	F1	27.0	15.1	36.5
1/2	F2	30.2	15.1	36.5
3/4	F3	34.9	15.1	39.7
1	F4	42.9	16.7	42.9
1 1/4	F5	52.4	15.9	51.6
1 1/2	F6	60.3	15.9	56.4

A = Nut Flats  
B = Thread length  
C = Overall length

**Features:**

- For use in wet or dry locations to provide a liquidtight and strain relief termination for flexible cord and cable
- These liquidtight strain relief cord connectors are suitable for use in Class 1, Division 2; Class 2, Division 1 and 2; and Class 3, Division 1 and 2 hazardous locations
- All steel/malleable construction provides mechanical strength
- All components are zinc electro plated for corrosion protection
- Screw machined bodies (straights through 1") and precision threaded malleable iron castings mate with other components perfectly, without strain or distortion
- Washers have size range imprinted for identification - eliminates misidentifying inventory

Cat.No.	90°	Hubs	Form	Cable Ø	UPE
3702-1	3792-1	1/2"	F1	3.2- 6.4	25
3702-2	3792-2	1/2"	F1	6.4- 9.5	25
3702-3	3792-3	1/2"	F1	9.5-10.8	25
3702-4	3792-4	1/2"	F1	10.8-12.7	25
3702-5	3792-5	1/2"	F2	9.5-12.7	25
3702-6	3792-6	1/2"	F2	12.7-15.2	25
3703-1	3793-1	3/4"	F3	6.4- 9.5	25
3703-2	3793-2	3/4"	F3	9.5-12.7	25
3703-3	3793-3	3/4"	F3	12.7-15.2	25
3703-4	3793-4	3/4"	F3	15.2-16.5	25
3703-6	3793-6	3/4"	F3	16.5-17.8	25
3703-5	3793-5	3/4"	F3	17.8-21.6	25
3704-1	---	1"	F4	15.2-17.8	25
3704-2	---	1"	F4	17.8-21.6	25
3704-3	---	1"	F4	21.6-25.4	25

Cat.No.	Hubs	Form	Cable Ø	UPE
3705-1	1 1/4"	F5	21.6-25.4	25
3705-2	1 1/4"	F5	25.4-31.8	25
3705-3	1 1/4"	F5	31.8-35.6	25
3706-1	1 1/2"	F6	25.4-31.8	10
3706-2	1 1/2"	F6	31.8-35.6	10