

Cable Ends DZ5

File 9080



CONTENTS

Description	Page
Product Description	3
Packaging	4
Ordering Information – Cable Ends	5-7
Ordering Information – Accessories	8-10

DZ5 Cable Ends Product Description

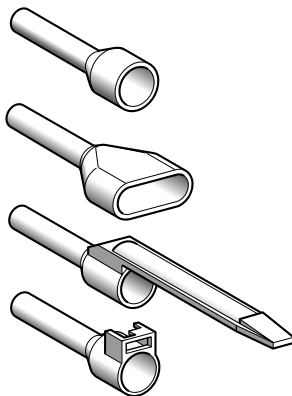
Introduction

Insulated cable ends contain a tinned copper ferrule fitted with an insulated sleeve. The copper ferrule holds the core strands of stranded wire and facilitates terminal connections. The insulated plastic sleeve provides protection between adjacent connections. Also, the insulated sleeve on some cable end types incorporates an attachment for cable markers.

General Characteristics

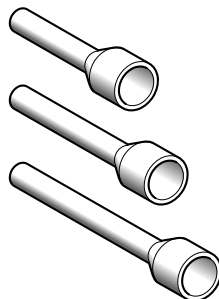
- Copper ferrule, tin plated to ISO 1337
- Halogen-free plastic insulated sleeve
- Temperature limits: -20 to 105 °C (-4 to 221 °F)
- CE Marked
- Conforms to NFC 63-023 or DIN 46228
- Some cable ends are UL Component Recognized (File E164872) provided the AT1PA crimping tool is used to crimp the cable end

Product Description



4 Types

- Single conductor cable ends with insulated sleeve
- Twin conductor cable ends with insulated sleeve
- Single conductor cable ends with insulated sleeve and marker tag
- Single conductor cable ends with insulated sleeve and clip-in marker tag holder



3 Lengths

- Short: 11 mm, for mini connectors such as those used with printed circuits
- Medium: 13 mm, for connector or screw clamp industrial applications
- Long: 16.8 mm, for plug-in terminal applications

3 Packaging Choices

- Dispensing pack: sizes $\geq 2.5 \text{ mm}^2$
- Strip of 10 tear-off bags: sizes $\leq 4 \text{ mm}^2$
- Individual bags: sizes $\geq 6 \text{ mm}^2$

2 Choices for Conformity to Standards

- Products conforming to standard NF C 63-023
- Products conforming to standard DIN 46228

DZ5 Cable Ends Packaging

3 Packaging Choices

Strip of 10 tear-off bags

for sizes $\geq 0.25 \text{ mm}^2$ to $\leq 4 \text{ mm}^2$

Individual Bag of 20 or 100 Cable Ends

for sizes 6 mm^2 to 50 mm^2

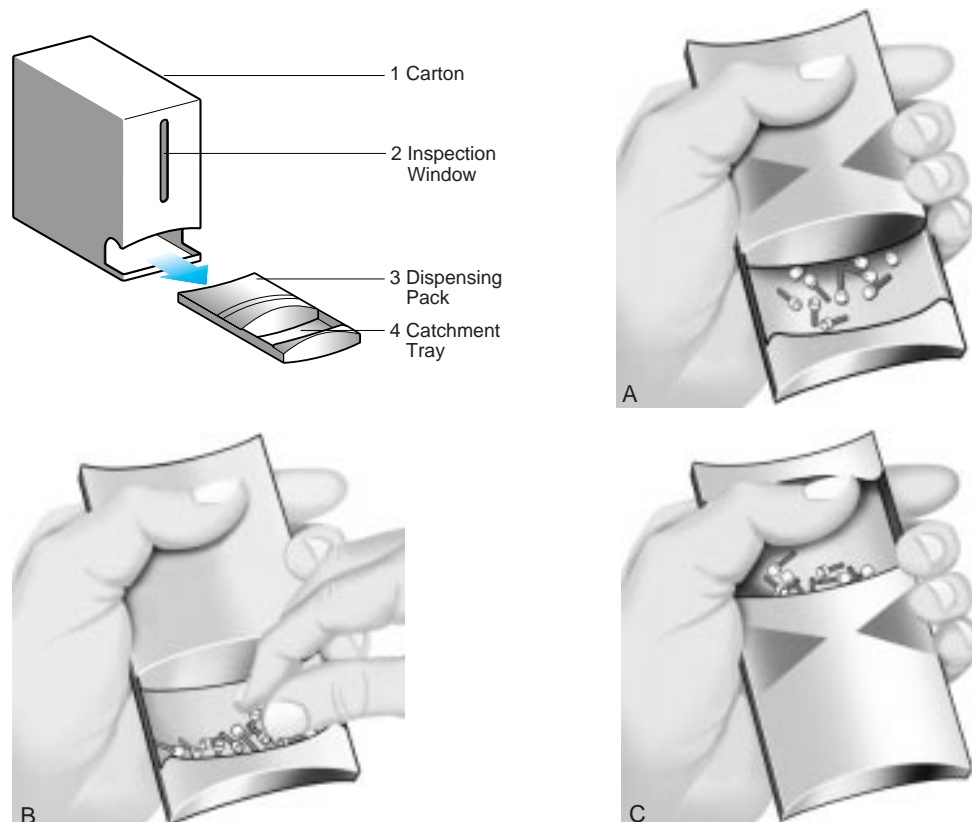
Dispensing packs of 200, 100 or 50 Cable Ends

- for sizes 0.5 mm^2 to 2.5 mm^2 (single conductor cable ends)
- for sizes $2 \times 0.7 \text{ mm}^2$ to $2 \times 2.5 \text{ mm}^2$ (twin conductor cable ends)

Dispensing packs are boxed in specially designed cartons, with each carton containing 5 packs.

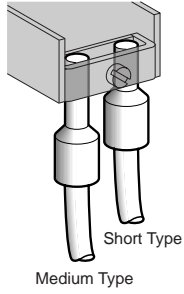
This packaging method simplifies use by:

- Avoiding mixing different sized cable ends
- Using colored packs which match the color-coded sleeves of the enclosed cable ends
- Allowing regulated distribution (A) and quick restorage of unused cable ends (C)
- Incorporating a catchment tray for the released cable ends (B)

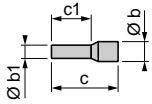


Gently squeeze the sides of the insulated cable end dispensing packs (3) for a regulated supply of cable ends into a catchment tray (4). The flow stops as the sides of the pack are released. To facilitate storage, the dispensing packs are boxed in lots of 5 in a self-feeding carton (1) with a special cut-out in the base for removing the dispensing packs. An inspection window (2) above the feeder cut-out enables instant verification of the number of dispensing packs remaining in the carton. The color of the dispensing pack matches the insulated sleeve color coding of the enclosure cable ends. Selection of the correct size cable ends (see pages 5 and 7 for color codes) is therefore very quick and simple.

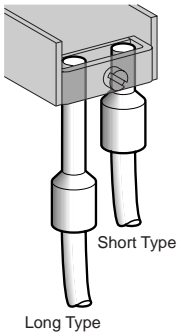
DZ5 Cable Ends Ordering Information



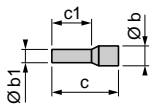
DZ5-CE



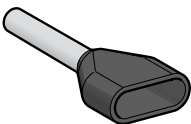
DZ5-CE



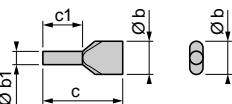
DZ5-CE



AZ5-CE



AZ5-DE



AZ5-DE

Single Conductor Cable Ends – Packaged in Individual Bag or Bag Strip (NF C 63-023)

Conductor c.s.a. (mm ²)	AWG ★	Color	Type	Dimensions (mm)				Sold in lots of	Catalog Number	Weight per lot in kg (lb)
				øb	øb1	c	c1			
0.25	26	Yellow	Short	2.2	1.2	11	6.2	1000 (10x100)	DZ5-CE002L6	0.055 (0.121)
			Medium	2.2	1.2	13	8.2		DZ5-CE002	0.060 (0.132)
0.34	24	Green	Short	2.2	1.2	11	6.2	1000 (10x100)	DZ5-CE003L6	0.055 (0.121)
			Medium	2.2	1.2	13	8.2		DZ5-CE003	0.060 (0.132)
0.5	22	White	Short	3	1.4	11	6.2	1000 (10x100)	DZ5-CE005L6UL ▲	0.085 (0.187)
			Medium	3	1.4	13	8.2		DZ5-CE005UL ▲	0.090 (0.198)
			Long	3	1.4	16.8	12		DZ5-CE005L12	0.095 (0.209)
0.75	20	Blue	Short	3.1	1.6	11	6.2	1000 (10x100)	DZ5-CE007L6UL ▲	0.095 (0.209)
			Medium	3.1	1.6	13	8.2		DZ5-CE007UL ▲	0.100 (0.221)
1	18	Red	Short	3.4	1.8	11.5	6.2	1000 (10x100)	DZ5-CE010L6 ▲	0.095 (0.209)
			Medium	3.4	1.8	13.5	8.2		DZ5-CE010UL ▲	0.100 (0.221)
			Long	3.4	1.8	16.8	12		DZ5-CE010L12 ▲	0.150 (0.331)
1.5	16	Black	Short	4	2.1	11.5	6.2	1000 (10x100)	DZ5-CE015L6UL ▲	0.110 (0.243)
			Medium	4	2.1	13.5	8.2		DZ5-CE015UL ▲	0.120 (0.265)
			Long	4	2.1	22.8	17.7		DZ5-CE015L12 ▲	0.215 (0.474)
2	14	Yellow	Medium	4.2	2.35	14.5	8.2	1000 (10x100)	DZ5-CE020	0.135 (0.298)
2.5	14	Grey	Medium	4.6	2.7	14.5	8.2	1000 (10x100)	DZ5-CE025UL ▲	0.150 (0.331)
			Long	4.6	2.7	24	17.7		DZ5-CE025L12 ▲	0.254 (0.560)
4	12	Orange	Medium	5.5	3.3	17.3	9.8	1000 (10x100)	DZ5-CE042	0.300 (0.662)
			Long	5.5	3.3	25.5	17.5		DZ5-CE043	0.455 (1.003)
6	10	Green	Medium	7	3.95	20	11.5	100	DZ5-CE062	0.045 (0.099)
			Long	7	3.95	26	17.5		DZ5-CE063	0.065 (0.143)

Single Conductor Cable Ends – Packaged in Dispensing Pack (NF C 63-023)

0.5	22	White	Medium	3	1.4	13	8.2	1000 (5x200)	AZ5-CE005	0.140 (0.309)
0.75	20	Blue	Medium	3.1	1.6	13	8.2	1000 (5x200)	AZ5-CE007	0.150 (0.331)
1	18	Red	Medium	3.4	1.8	13.5	8.2	1000 (5x200)	AZ5-CE010	0.165 (0.364)
1.5	16	Black	Medium	4	2.1	13.5	8.2	1000 (5x200)	AZ5-CE015	0.180 (0.397)
2.5	14	Grey	Medium	4.6	2.7	14.5	8.2	1000 (5x200)	AZ5-CE025	0.160 (0.353)

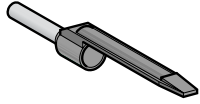
Twin Conductor Cable Ends – Packaged in Dispensing Pack (NF C 63-023)

2 x 0.50	22	White		2.5 x 4.7	1.4	13	8	500 (5x100)	AZ5-DE005	0.120 (0.265)
2 x 0.75	20	Blue		2.8 x 5	1.8	15	8	500 (5x100)	AZ5-DE007	0.130 (0.287)
2 x 1	18	Red		3.4 x 5.4	2.05	15	8	500 (5x100)	AZ5-DE010	0.140 (0.309)
2 x 1.5	16	Black		3.6 x 6.6	2.3	15	8	500 (5x100)	AZ5-DE015	0.155 (0.342)
2 x 2.5	14	Grey		4.2 x 7.8	2.9	18.5	10	250 (5x50)	AZ5-DE025	0.145 (0.320)

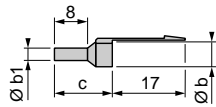
★ American Wire Gauge

▲ UL Component Recognized (File E164872) provided the AT1PA2 crimping tool is used to crimp the cable end.

DZ5 Cable Ends Ordering Information



DZ5-CA0**

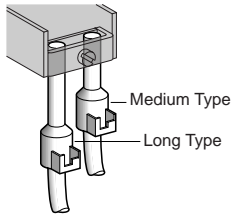


Single Conductor Cable Ends With Marker Tag (NF C 63-023) ■

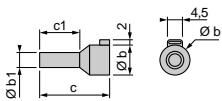
Conductor c.s.a. (mm ²)	AWG ★	Color	Dimensions (mm)			Sold in lots of	Catalog Number	Weight per lot in kg (lb)
			øb	øb1	c			
0.25	26	Yellow	2.2	1.2	13	1000 (10x100)	DZ5-CA002	0.140 (0.309)
0.34	24	Green	2.2	1.2	13	1000 (10x100)	DZ5-CA003	0.140 (0.309)
0.5	22	White	3	1.4	13	1000 (10x100)	DZ5-CA005UL ▲	0.160 (0.352)
0.75	20	Blue	3.1	1.6	13	1000 (10x100)	DZ5-CA007UL ▲	0.160 (0.352)
1	18	Red	3.4	1.8	13.5	1000 (10x100)	DZ5-CA010UL ▲	0.160 (0.352)
1.5	16	Black	4	2.1	13.5	1000 (10x100)	DZ5-CA015UL ▲	0.180 (0.397)
2.5	14	Grey	4.6	2.7	14.5	1000 (10x100)	DZ5-CA025UL ▲	0.250 (0.551)

Single Conductor Cable Ends With Clip-In Marker Tag Holder (NF C 63-023) ■

Conductor c.s.a. (mm ²)	AWG ★	Color	Type	Dimensions (mm)				Sold in lots of	Catalog Number	Weight per lot in kg (lb)
				øb	øb1	c	c1			
4	12	Orange	Medium	5.5	3.3	19.5	11.5	1000 (10x100)	DZ5-CA042UL ▲	0.300 (0.662)
			Long	5.5	3.3	25.5	17.5	1000 (10x100)	DZ5-CA043UL ▲	0.460 (1.014)
6	10	Green	Medium	7	3.95	20	11.5	100	DZ5-CA062	0.045 (0.099)
			Long	7	3.95	26	17.5	100	DZ5-CA063	0.065 (0.143)
10	8	Brown	Medium	8.4	4.95	21.5	12	100	DZ5-CA102	0.057 (0.126)
			Long	8.4	4.95	27	17.5	100	DZ5-CA103	0.085 (0.187)
16	6	White	Medium	8.8	6.35	23.5	12	100	DZ5-CA162	0.078 (0.172)
			Long	8.8	6.35	29	17.5	100	DZ5-CA163	0.100 (0.221)
25	4	Black	Medium	12	8.15	30	17.5	100	DZ5-CA253	0.156 (0.344)
35	2	Red	Medium	13.5	9	30	16	20	DZ5-CA352	0.054 (0.119)
			Long	13.5	9	39	25	20	DZ5-CA353	0.060 (0.132)
50	0	Blue	Medium	15.7	11	36	20	20	DZ5-CA502	0.060 (0.132)
			Long	15.7	11	41	25	20	DZ5-CA503	0.074 (0.163)

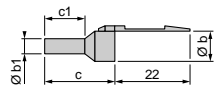


DZ5-CA***



Single Conductor Cable Ends With Clip-In Marker Tag Holder (DIN 46 228) ■

Conductor c.s.a. (mm ²)	AWG ★	Color	Type	Dimensions (mm)				Sold in lots of	Catalog Number	Weight per lot in kg (lb)
				øb	øb1	c	c1			
10	8	Red	Medium	8.4	4.95	21.5	12	100	DZ5-CA102D	0.060 (0.132)
			Long	8.4	4.95	27	17.5	100	DZ5-CA103D	0.090 (0.198)
16	6	Blue	Medium	9.8	6.35	23.5	12	100	DZ5-CA162D	0.080 (0.176)
			Long	9.8	6.35	29	17.5	100	DZ5-CA163D	0.100 (0.221)
25	4	Yellow	–	12	8.15	30	17.5	100	DZ5-CA253D	0.156 (0.344)
35	2	Red	Medium	13.5	9	30	16	20	DZ5-CA352D	0.054 (0.119)
			Long	13.5	9	39	25	20	DZ5-CA353D	0.060 (0.132)
50	0	Blue	Medium	15.7	11	36	20	20	DZ5-CA502D	0.060 (0.132)
			Long	15.7	11	41	25	20	DZ5-CA503D	0.072 (0.159)



Cable end with clip-in
marker tag holder

■ Packaged in individual bags or bag strips

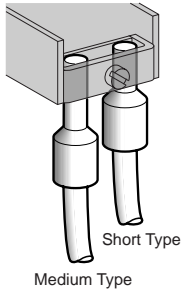
★ American Wire Gauge

▲ UL Component Recognized (File E164872) provided the AT1PA2 or AT1PA4 crimping tool is used to crimp the cable end.

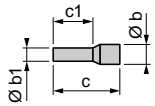
DZ5 Cable Ends Ordering Information

Single Conductor Cable Ends – Packaged in Individual Bag or Bag Strip (DIN 46 228)

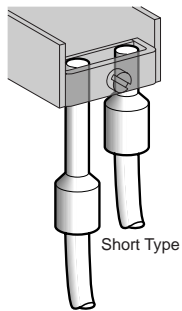
Conductor c.s.a. (mm ²)	AWG ★	Color	Type	Dimensions (mm)				Sold in lots of	Catalog Number	Weight per lot in kg (lb)
				øb	øb1	c	c1			
0.5	22	White	Short	3	1.4	11	6.2	1000 (10x100)	DZ5-CE005L6D	0.085 (0.187)
			Medium	3	1.4	13	8.2	1000 (10x100)	DZ5-CE005D	0.090 (0.198)
			Long	3	1.4	16.8	12	1000 (10x100)	DZ5-CE005L12D	0.095 (0.209)
0.75	20	Grey	Short	3.1	1.6	11	6.2	1000 (10x100)	DZ5-CE007L6D	0.095 (0.209)
			Medium	3.1	1.6	13	8.2	1000 (10x100)	DZ5-CE007D	0.100 (0.221)
1	18	Red	Short	3.4	1.8	11.5	6.2	1000 (10x100)	DZ5-CE010L6D	0.095 (0.209)
			Medium	3.4	1.8	13.5	8.2	1000 (10x100)	DZ5-CE010D	0.100 (0.221)
			Long	3.4	1.8	16.8	12	1000 (10x100)	DZ5-CE010L12D	0.150 (0.331)
1.5	16	Black	Short	4	2.1	11.5	6.2	1000 (10x100)	DZ5-CE015L6D	0.110 (0.243)
			Medium	4	2.1	13.5	8.2	1000 (10x100)	DZ5-CE015D	0.120 (0.265)
			Long	4	2.1	22.8	17.7	1000 (10x100)	DZ5-CE0153D	0.215 (0.474)
2.5	14	Blue	Medium	4.6	2.7	14.5	8.2	1000 (10x100)	DZ5-CE025D	0.150 (0.331)
			Long	4.6	2.7	24	17.7	1000 (10x100)	DZ5-CE0253D	0.254 (0.560)
4	12	Grey	Medium	5.5	3.3	17.3	9.8	1000 (10x100)	DZ5-CE042D	0.300 (0.662)
			Long	5.5	3.3	25.5	17.5	1000 (10x100)	DZ5-CE043D	0.455 (1.003)
6	10	Yellow	Medium	7	3.95	20	11.5	100	DZ5-CE062D	0.045 (0.099)
			Long	7	3.95	26	17.5	100	DZ5-CE063D	0.065 (0.143)



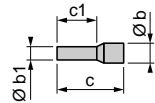
DZ5-CE



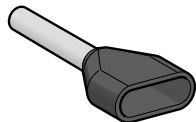
DZ5-CE



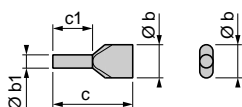
DZ5-CE



AZ5-CE



AZ5-DE



AZ5-DE

Single Conductor Cable Ends – Packaged in Dispensing Pack (DIN 46 228)

0.5	22	White	Medium	3	1.4	13	8.2	1000 (5x200)	AZ5-CE005D	0.140 (0.309)
0.75	20	Grey	Medium	3.1	1.6	13	8.2	1000 (5x200)	AZ5-CE007D	0.150 (0.331)
1	18	Red	Medium	3.4	1.8	13.5	8.2	1000 (5x200)	AZ5-CE010D	0.165 (0.364)
1.5	16	Black	Medium	4	2.1	13.5	8.2	1000 (5x200)	AZ5-CE015D	0.180 (0.397)
2.5	14	Blue	Medium	4.6	2.7	14.5	8.2	500 (5x100)	AZ5-CE025D	0.160 (0.352)

Twin Conductor Cable Ends – Packaged in Dispensing Pack (DIN 46 228)

2 x 0.75	20	Grey		2.8 x 5	1.8	15	8	500 (5x100)	AZ5-DE007D	0.130 (0.287)
2 x 1	18	Red		3.4 x 5.4	2.05	15	8	500 (5x100)	AZ5-DE010D	0.140 (0.309)
2 x 1.5	16	Black		3.6 x 6.6	2.3	15	8	500 (5x100)	AZ5-DE015D	0.155 (0.342)
2 x 2.5	14	Blue		4.2 x 7.8	2.9	18.5	10	250 (5x50)	AZ5-DE025D	0.145 (0.320)

★ American Wire Gauge

DZ5 Cable Ends Ordering Information



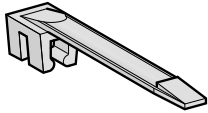
AR1SC01

Marking Accessories for Cables and Cable Ends With Marker Attachment

Description	Sold in lots of	Catalog Number	Weight per lot in kg (lb)
Adjustable collar type marker holder for 14 to 2 AWG cables	100	AR1SC01	0.100 (0.221)
Clip-on marker tag ★ for cables 1 to 1.5 mm ²	100	AR1SC02	0.100 (0.221)
Clip-in marker tag ★ for cable ends with holder	100	AR1SC03	0.100 (0.221)
Wallets of 200 markers for DZ5-CA cable ends and clip-on marker tags ◊	Letters ■ 1 set	AR1MB01	0.310 (0.683)
	1 card	AR1MB01 ▼	0.010 (0.022)
	Numbers ◆ 1 set	AR1MA01	0.150 (0.331)
	1 card	AR1MA01 ▣	0.010 (0.022)
Markers conforming to NF C 93-011 color coding	200	AR1MC01 △	0.010 (0.022)

★ For rapid clip-on mounting of up to 7 AR1M*** markers.
 ■ A to Z (200 of each).
 ◆ 0 to 9 (200 of each).
 ◊ Each set also includes 400 earth markers (200 Green and 200 Yellow), 200 "+" symbols, 200 "-" symbols and a marker positioning tool.
 ▼ Complete the catalog number with the required letter. A card of 200 yellow markers with black letters is provided.
 ▣ Complete the catalog number with the required number. A card of 200 yellow markers with black numbers is provided.
 △ Complete the catalog number by indicating the color required:

Number	1	2	3	4	5	6	7	8	9	0
Marker Color	Brown	Red	Orange	Yellow	Green	Blue	Violet	Grey	White	Black
Number Color	White	Black	Black	Black	Black	Black	Black	Black	Black	White



AR1SC02



AR1SC03



AR1MA01, AR1MB01
AR1MC01

DZ5 Cable Ends Ordering Information

Cabling Accessories



AT2PA5

Description	Application	Catalog Number	Weight per lot in kg (lb)
Ratchet type crimping tool for cable ends	For 0.25 to 6 mm ² cables	AT2PA5	0.520 (1.147)
	For 10 to 35 mm ² cables	AT2PA6	0.520 (1.147)



AT2PB1

Description	Cutting Diameter for Copper/ Aluminum Wires in mm	Catalog Number	Weight per lot in kg (lb)
Cutting pliers	3.5	AT2PB1	0.200 (0.441)



AB1TV•

Description	Shank Length in mm	Blade Dimensions in mm	Catalog Number	Weight in kg (lb)
Insulated screwdriver for slotted head screws	100	0.5 x 3.5	AB1TV3	0.030 (0.066)
	150	0.8 x 5.5	AB1TV2	0.080 (0.176)
	150	1 x 6.5	AB1TV1	0.105 (0.232)



AT2PT•

Screwdriver for slotted head screws	75	0.6 x 3.5	AT2PT1	0.040 (0.088)
	100	0.8 x 4	AT2PT2	0.045 (0.099)
	100	1 x 5.5	AT2PT3	0.080 (0.176)
	150	1.2 x 6.5	AT2PT4	0.140 (0.309)

DZ5 Cable Ends Ordering Information



AT1PS1

Accessories for Markers

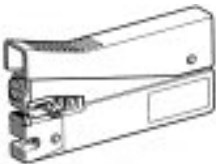
Description	Application	Catalog Number	Weight per lot in kg (lb)
Marker holder	Contains 10 empty compartments, each capable of holding 100 AR1-MA01 or AR1-MB01 markers	AT1PS1	0.300 (0.662)
Tool for quick positioning of AR1-M•01 markers	On cable end tags	AT1PA1	0.010 (0.022)



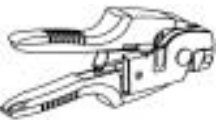
AT1PA1

Cabling Accessories

Description	Application	Catalog Number	Weight per lot in kg (lb)
Automatic wire stripping tool	Strips 0.08 to 4 mm ² cable, cuts 0.08 to 6 mm ² conductors. Adjustable stripping and cutting length.	AT1PA7	0.165 (0.364)
Automatic wire cutting-stripping tool	Cuts and strips in a single operation; automatically adapts to 0.4 to 4 mm ² conductors without adjustment or selection.	AT2PE1	0.340 (0.750)
Storage case ★	Contains 13 compartments for cable ends and 1 compartment for AT1PA7 automatic wire stripping tool.	AT1HB2	0.480 (1.058)
Cable end crimping tools	For 0.5 to 16 mm ² cables	AT1PA2	0.210 (0.463)
	For 10 to 35 mm ² cables	AT1PA4	0.210 (0.463)



AT1PA7



AT2PE1



AT1HB2



AT1PA2

★ Storage case supplied empty. Order cables ends and stripping tool separately.